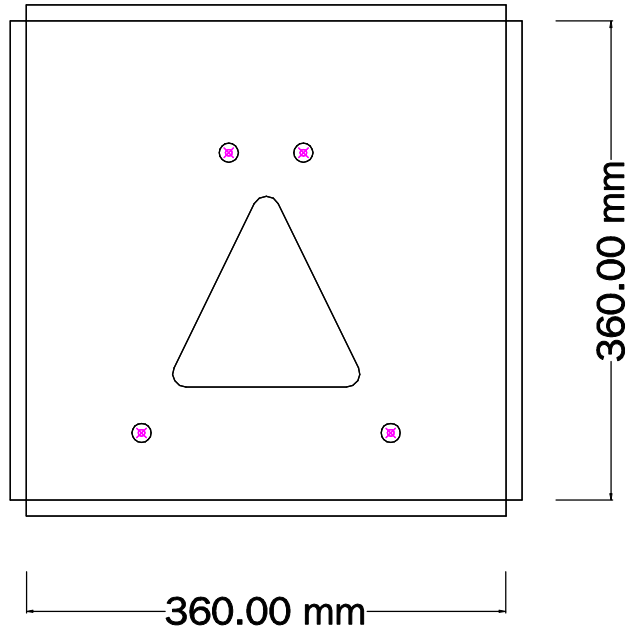
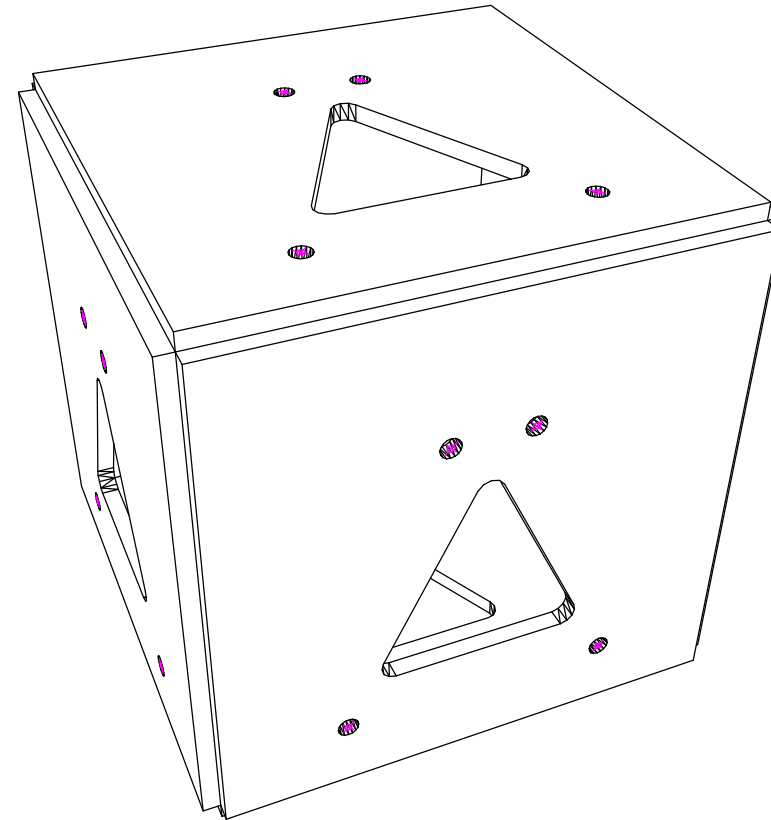


Plan



Perspective View



Client: **IN HOUSE**

Project: **300 mm 6 Way Alloy Truss Cube**

Drawing: Dimensional Detail

Drawing Details: Plan & Perspective View

Scale: See Drawing


Drawing No: 001-A

Version: 1.0

Date: 20/03/2001

Drawing Name: TRI-CUBE.DWG (Plate 1)

Drawing by: Beau Southey



138 - 146 Brown's Road Noble Park Victoria 3074
Tel: 613 9701 2355 Fax: 613 9701 2511 Mob: 0409 413 908

THIS DRAWING AND ALL ASSOCIATED FILES REMAIN THE STRICT PROPERTY OF BROWN'S PRECISION WELDING Pty. Ltd.
NOT TO BE REPRODUCED IN ANY FORM, WITHOUT THE EXPRESSED PERMISSION OF BROWN'S PRECISION WELDING Pty. Ltd.
COPYRIGHT 2001.